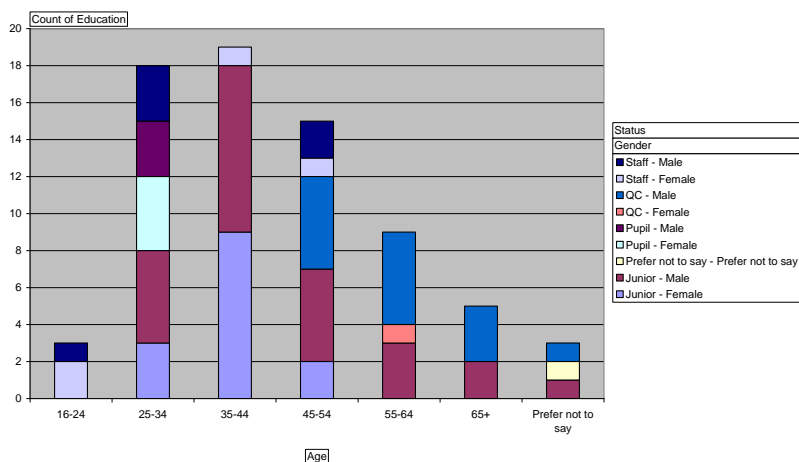


# DATA DIVERSITY STATISTICS



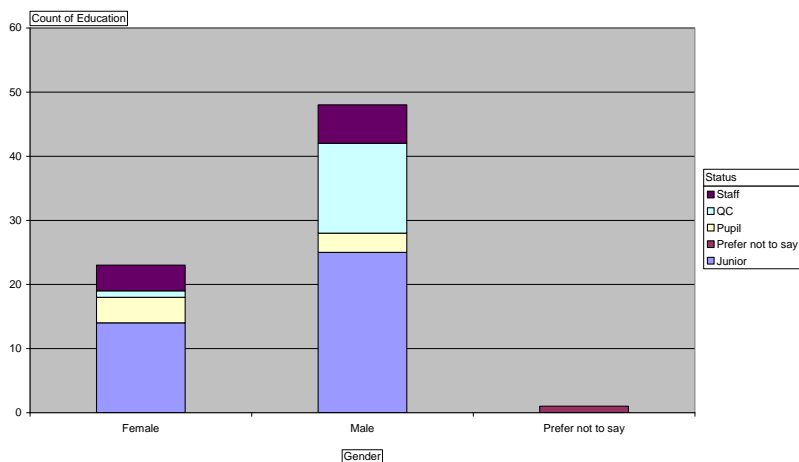
## Age

A wide range of age groups are represented in chambers, providing expertise and experience at all levels



## Gender

Chambers has a greater number of female members than the Bar average, including a number who have taken maternity leave and returned. This is also reflected in far more women in senior staff positions than is typical of a criminal set."

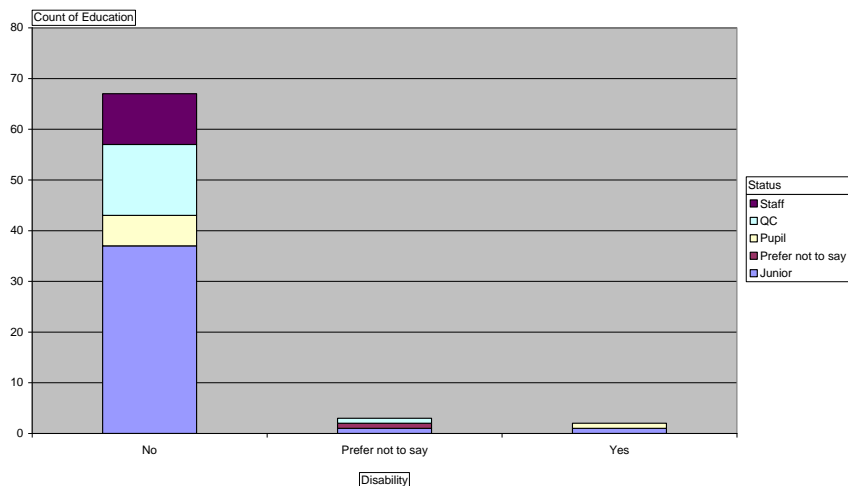


# DATA DIVERSITY STATISTICS

## Disability

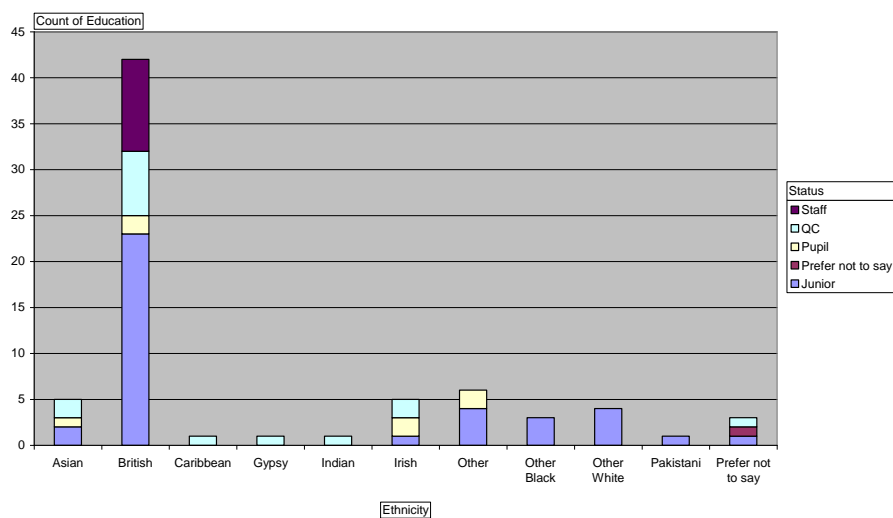
Most members of chambers do not have a disability they wish to disclose, but chambers offers support & will make reasonable adjustments to accommodate any of our members or clients who have any disability.

**Q: Do you consider yourself to have a disability?**



## Ethnicity

Members of chambers come from a wide range of ethnic backgrounds. We aim to ensure our chambers reflects the communities it serves

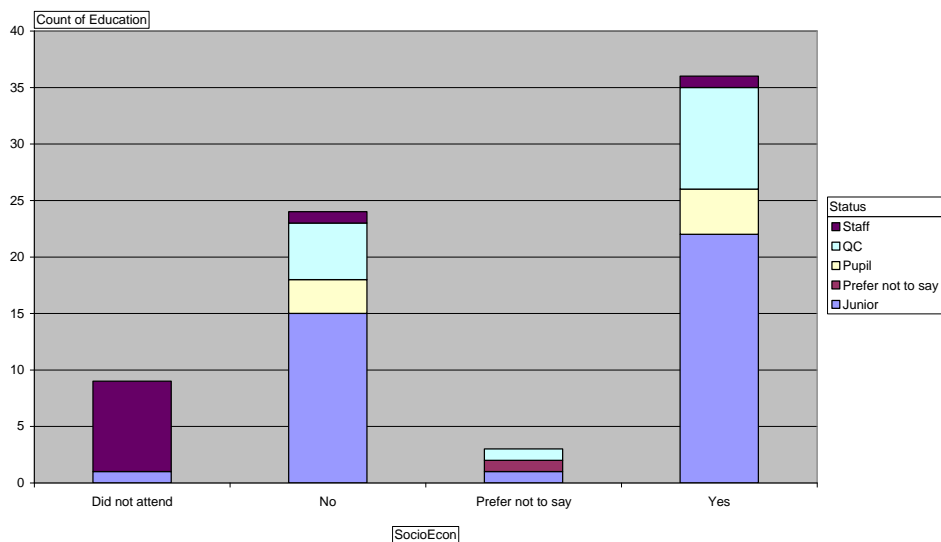


# DATA DIVERSITY STATISTICS

## Socio-Economic

Many members of Chambers, including those who attended Oxbridge, were the first in their families to attend university, reflecting a diversity of background which is atypical of the Bar as a whole."

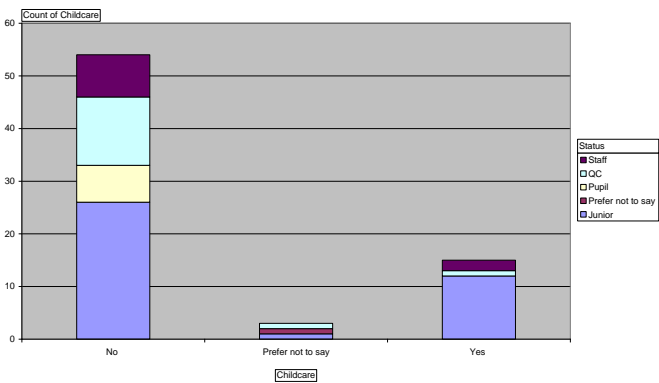
**Q: If you went to university, were you part of the first generation of your family to do so?**



## Caring

We promote flexible and part-time working, enabling our people to achieve the work/life balance they desire.

**Q: Are you a primary carer for a child or children under 16?**



**Q: Do you look after or give help to family or others because of either long term physical or mental health issues?**

